

## Technical specifications sheet

Part number **290152351060D**

Description **DPVF 15/6 B~Flanged NW50~5,5kW 400/690V~50Hz 2P~IEC 132S~~Fixed Ca Sic EPDM**

Vertical centrifugal pump, suction and discharge connections in-line.

### Quotation details

Quotation number

Project

Position

### Search criteria

Medium to be pumped	Water
Flow	4.50 l/sec
Pressure	600.0 kPa

### Hydraulic efficiency

Minimum efficiency index according: MEI ? 0.40  
Commission Regulation (EU) No 547/2012

### Actual duty point

Flow	0.89 l/sec
Pressure	600.3 kPa
NPSH	0.7 m
Efficiency	41 %
Motor power	1.34 kW
Frequency	42.5Hz

### Best efficiency point

Flow	4.9 l/sec
Pressure	651.8 kPa
NPSH	1.7 m
Efficiency	67.7 %
Motor power	4.72 kW
Frequency	50Hz

### Connection base

Connection type	Flanged
DIN connection standard	EN 1092-2
ASME connection standard	
JIS connection standard	
DIN connection size	NW50
ASME connection size	
JIS connection size	
DIN connection pressure class	PN25/40
ASME connection pressure class	
JIS connection pressure class	
Material S/D casing	AISI304
Material flanges	Cast Iron JS1030
Material baseplate	Cast Iron JL1040

### Seal data

Shaft diameter	ø 16mm
Seal diameter	ø 16mm
Construction shaft seal	Fixed
Seal code	11
Shaft seal type	MG12-G60
Material mechanical seal	B Q1 E GG
Material shaft seal rotor	Ca
Material shaft seal stator	Sic
Material shaft seal elastomer	EPDM
Material pump elastomer	EPDM
Material seal cover	
Pressure class shaft seal	PN10
Temperature range shaft seal	-20/+100 °C

### Basic hydraulic data

Maximum working pressure	PN25+100 °C
Maximum liquid temperature	140 °C+PN16
Minimum liquid temperature	-20 °C
Material hydraulic	AISI304

### Plug

Air relieve construction	Vent. plug
Material plug	AISI304

### For details contact

DP Pumps  
PO Box 28  
2400AA Alphen a/d Rijn  
The Netherlands

NL



### Hydraulic performance sheet

Part number **290152351060D**

Description **DPVF 15/6 B~Flanged NW50~5,5kW 400/690V~50Hz 2P~IEC 132S~~Fixed Ca Sic EPDM**

Vertical centrifugal pump, suction and discharge connections in-line.

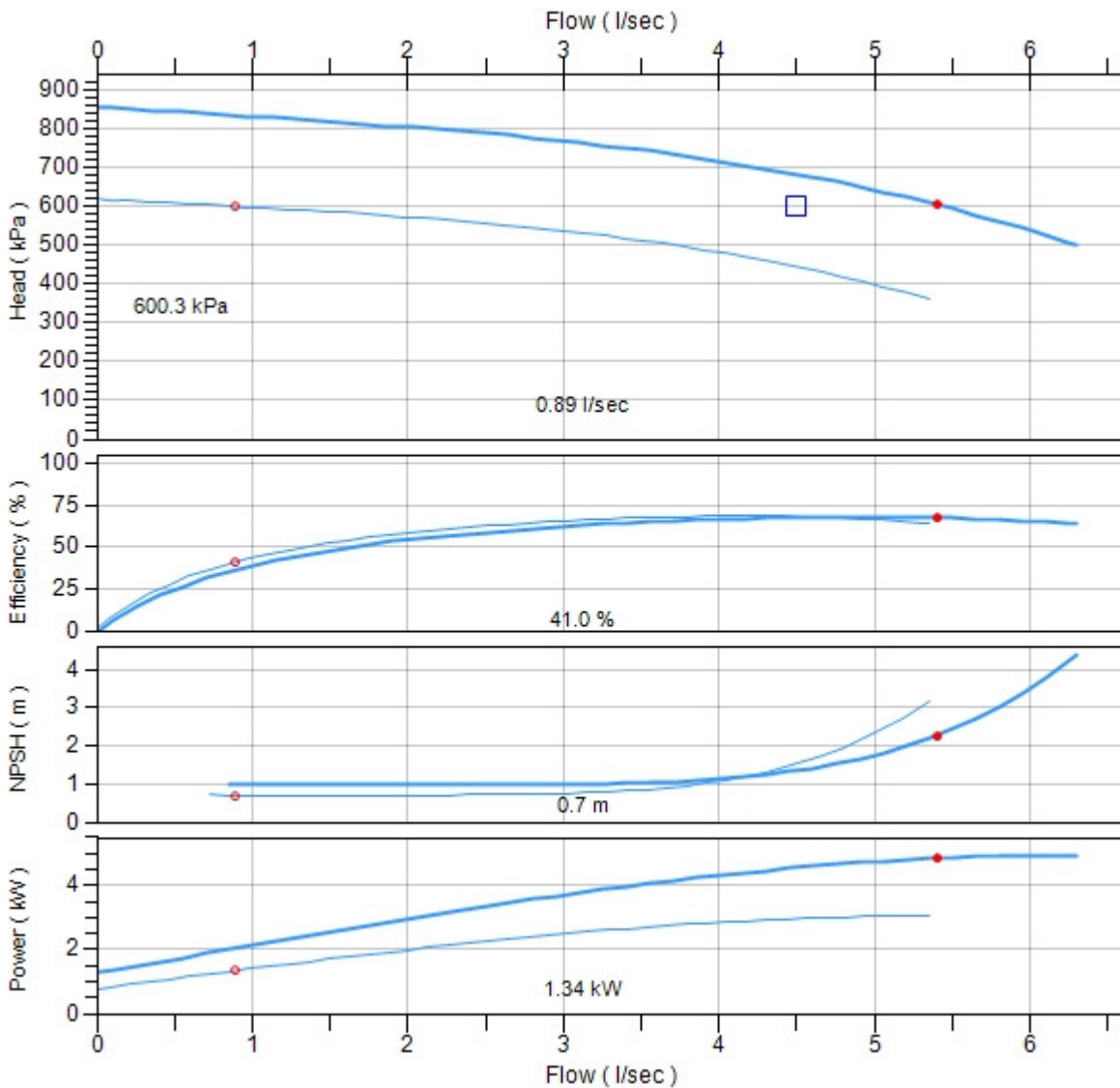
**Search criteria**

Medium to be pumped

Flow 4.50 l/sec  
 Pressure 600.0 kPa

**Actual duty point**

Flow 0.89 l/sec  
 Pressure 600.3 kPa  
 Efficiency 41.0 %  
 NPSH 0.7 m  
 Power 1.34 kW  
 Frequency 42.5Hz



Evaluating ProEssentials! [www.gigasoft.com](http://www.gigasoft.com)

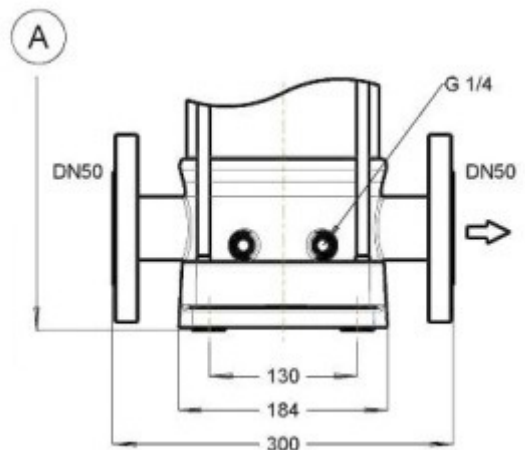
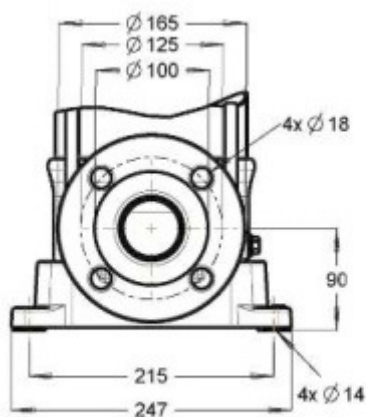
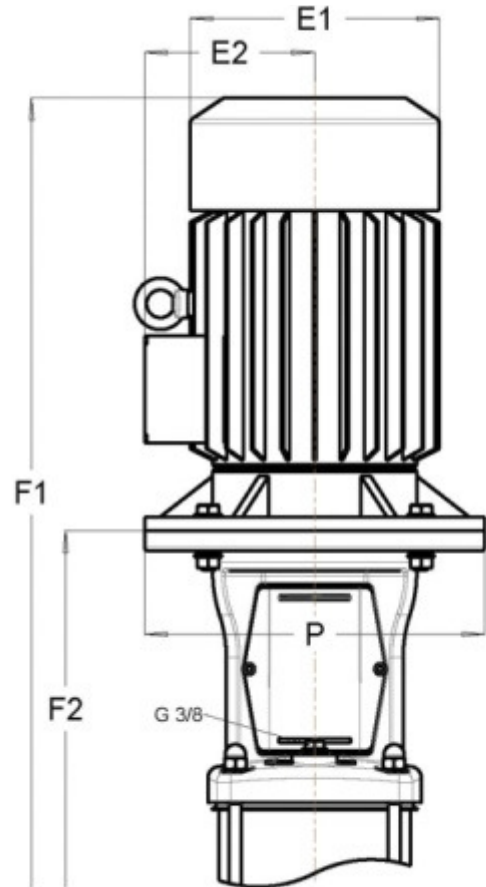
- Duty Point
- Actual
- Required

Dimensions sheet

Part number **290152351060D**

Description **DPVF 15/6 B~Flanged NW50~5,5kW 400/690V~50Hz 2P~IEC 132S~~Fixed Ca Sic EPDM**

Vertical centrifugal pump, suction and discharge connections in-line.



Motor width (E1)	266mm
Motor width (E2)	178mm
Total height (F1)	927mm
Total height (F2)	562mm
Total net weight	102kg

## Motor specifications

Part number **3710112055**

Description **Motor DMC 5,5kW 400/690V 2P IE2 132S IP55 3xPTC Pos. 801**

### Electric Data

Rated power output	5,5kW
Maximum power output	7,9kW
Rated voltage	400/690V
Phases	3ph
Frequency	50/60Hz
Voltage range	360-440/621-759V
Motor poles	2P
ATEX class	
Duty class	S1
Insulation class	F (rise-B)
Moment of inertia	0,014kgm <sup>2</sup>
Motor standard	IEC
Capacitor	
Motor efficiency	87,5/89%
Motor efficiency class	IE2

### Mechanical data

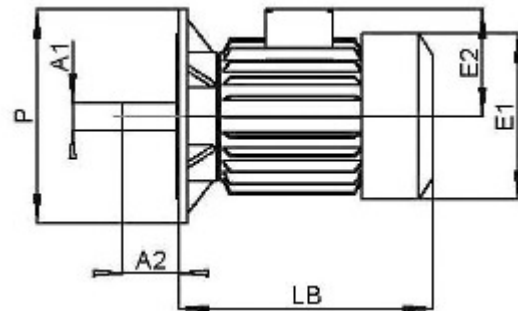
Shaft execution	smooth shaft
Maximum starts per hour	20
Cable gland	2xM25x1,5
VFD allowance	VFD allowed

### Dimensions

Diameter shaft A1	38mm
Length shaft A2	80mm
Diameter motor E1	266mm
Terminal box height E2	178mm
Diameter flange P	300mm
L. motor (without shaft) LB	419mm
Frame size	132S
Motor construction type	IM V1
Motor face	IEC 60034-7 Form FF 265

### 50Hz

Tolerance rated voltage	±10%
Rated speed	2930rpm
Starting current factor (Ia/In)	8.8
Rated current (In)	10,1/5,9A
Maximum current (Imax)	14,4/8,3A
Rated Cos phi	0.9
Sound pressure	64dB(A)
Rated nominal torque	17,9Nm
Rated starting torque	48,3Nm



### 60Hz

Tolerance rated voltage	+20%,-10%
Rated speed	3520rpm
Starting current factor (Ia/In)	7.7
Rated current (In)	9,6/5,6A
Maximum current (Imax)	14,4/8,3A
Rated Cos phi	0.93
Sound pressure	68dB(A)
Rated nominal torque	14,9Nm
Rated starting torque	32,8Nm

### Bearings / lubrication

Grease nipple	
Bearing fixation pos	D-end
D-end bearing type	6308-2Z-C3
Bearing grease	Lithium based -20%/+160

### Details

Motor label	DMC
Weight	49kg
Lifting lugs	2 x M10
Motor finish	RAL5002
Rated max. amb. temp.	40°C
Material housing	Cast Iron JL1040

### Motor protection

Motor protection class	IP55
Temperature sensor	3xPTC
Rain cover	
Anti condensation heater	